



Bildeston



Primary School Transition

Welcome to Bildeston Primary School

Introduction by Mrs J Shaw

Our Federation/Pyramid

Introduction of Other Staff

Items we will cover today

- Early Years Overview by Mrs Healy & Mrs Townend
- Administrative Overview by Mrs Coll





Bildeston



Primary School Transition

Mrs Healy
Goldcrest Class
Teacher



Mrs Townend
Goldcrest Class
Teacher



Mrs Stuchfield
Goldcrest Class
Teaching Assistant



Mrs Bull
Goldcrest Class
Teaching Assistant





Bildeston



Primary School Transition

School Rules

Our School rules are:

- ❖ We are gentle
- ❖ We are kind and helpful
- ❖ We listen
- ❖ We are honest
- ❖ We work hard
- ❖ We look after property



On a Friday afternoon we have 'Golden Time'. Children who follow the rules take part in Golden Time.



Bildeston



Primary School Transition

A day at Bildeston Primary

Throughout the day, we teach phonics, writing, maths and shared reading. The children also have the opportunity to explore and learn through continuous provision and child led activities linked to the Foundation Stage curriculum.

We encourage children to explore their own interests.

Each day we have a class or whole school assembly



Bildeston

Primary School Transition



Mrs Healy & Mrs Townend

Early Years Foundation Stage

Goldcrest Class

- Timetable Start/End of Day

Normal School Hours

8.50am – 3.20pm


- Teaching in the Reception Year
- Phonics
- Maths



Foundation Stage

What is the Foundation Stage?

The Foundation Stage is the stage of education for children from **three** to the **end of the Reception year**.



Areas of Learning

1. Personal, Social and Emotional Development

Self-Regulation, Managing Self, Building Relationships

2. Communication and Language

Listening and Attention and Understanding, Speaking

3. Physical Development

Gross Motor Skills, Fine Motor Skills

4. Literacy

Comprehension, Word Reading, Writing

5. Mathematical Development

Numbers, Numerical Patterns

6. Understanding the World

People, Culture and Communities, The Natural World, Past and Present

7. Expressive Arts and Design

Creating with Materials, Being Imaginative and Expressive



Personal, Social and Emotional Development

The children will learn to:

- be self-confident;
- manage their emotions and be able to talk about their needs
- build good relationships with others
- tell the difference between right and wrong;
- learn about school rules and how to follow them



Communication and Language

The children will learn to:

- talk confidently and clearly;
- enjoy listening to stories, songs and poems, build a good vocabulary and develop good use of language
- talk and negotiate with their peers



Physical Development

The children will learn to:

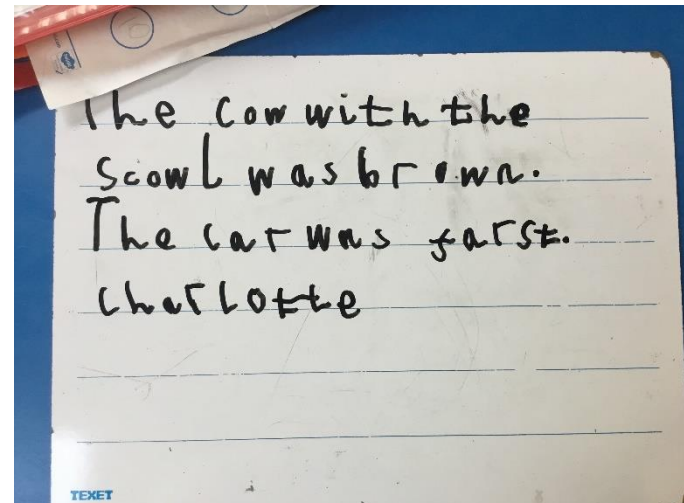
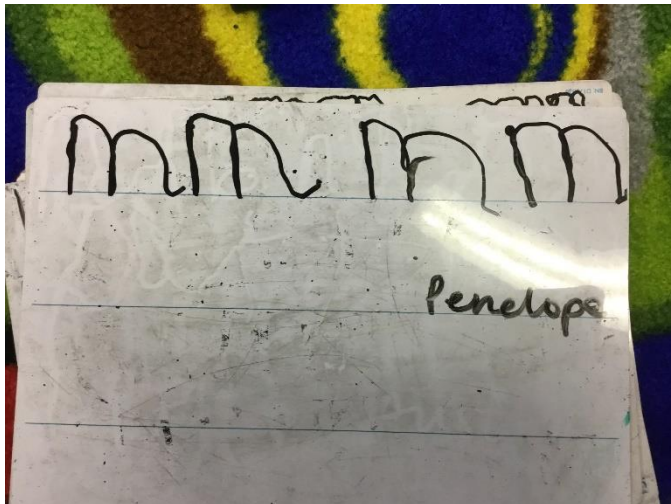
- move confidently and handle equipment developing good fine and gross motor skills
- dress and undress themselves



Literacy

The children will learn to:

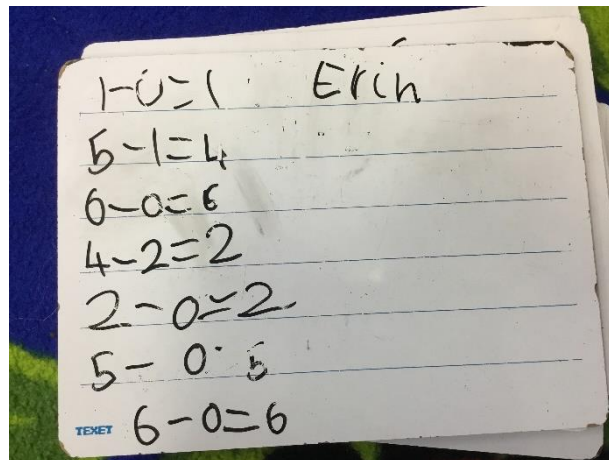
- develop good comprehension of language
- hear and say sounds, and link them to the alphabet;
- read and write familiar words;
- learn to hold a pencil effectively, beginning to write words and then sentences



Mathematics

The children will:

- develop an understanding of maths through stories, songs, games and imaginative play;
- become comfortable with numbers and with ideas such as adding and subtracting, 'more than' or 'less than';
- be aware of patterns around them including number patterns and patterns with shapes.



Understanding the World

The children will:

- explore and find out about the world around them, asking questions about it;
- be able to talk about what things are like now and what things were like in the past
- find out about their local area and the community around them
- be encouraged to develop a love of nature



Expressive Arts and Design

The children will explore:

- colours and shapes;
- making things;
- movement;
- making music
- develop creative skills such as cutting, sticking and joining materials to create different effects.



Monitoring Progress

Each of the 7 areas of learning has its own set of 'Early Learning Goals' which determine what most children are expected to achieve by the end of Reception Class.

At the end of Reception class, if the children achieve expected in Communication & Language, Personal, Social & Emotional Development , Physical Development, Literacy, Mathematics, they are considered to have made a good level of development (GLD).

The first few weeks

- Getting to know the children and helping the children settle in
- We will complete a short base line assessment for your child
- Working together with parents – we really value your contributions as you know your child best
- Parent consultations at the end of the first half term
- We expect that all children come into school able to use the toilet independently
- We expect that all children can use cutlery independently
- It is really important that parents keep their child's medical information up to date and we would like to know if any child has not been immunised (particularly MMR)
- Children in our early years will have a private speech and language assessment with a company called Communicate
- During the term your child turns 5, they will see the school nurse for a check on their height, weight, sight and hearing

What can you do to help your child's learning?

- Share books and talk about the pictures
- Encourage mark-making and lots of talk
- Practise using cutlery, toileting and changing
- Practise counting e.g. when climbing the stairs and shopping
- Look for numbers and shapes all around you, on car number plates, houses, shape of bricks, road signs, objects in shops.
- Sing nursery rhymes and songs together
- Develop the muscles in their hands and fingers by cutting with scissors, sewing, peeling fruit, using tweezers, doing dot to dots etc.
- Encourage your child to speak in full sentences.



Bildeston



Primary School Transition

FAQs

Will my child be helped with dressing?

We encourage all children to try and we will model to them how to turn clothes round or do buttons and zips. It is part of your child's curriculum to become independent with dressing.

Is there help with eating at lunchtime?

In the dining hall there are plenty of adults who will help your child to cut up their food. It is important your child knows how to hold a knife or fork.



Bildeston



Primary School Transition

What happens if my child has a toilet accident?

We understand accidents happen and we deal with them quickly and calmly so as your child is comfortable again. We just ask any clothing sent home from school is washed and returned. If you know your child is prone to accidents please put spare clothes in their bag.

How is first aid administered?

If your child injures themselves during the day they are treated by qualified first aiders. You will receive a message via Class Dojo to notify about treatment given. If your child bumps their head or has a more serious injury we will phone you.

You must tell us if your child has any medical need and this can be done on the forms we emailed to you. Inhalers and other medication are kept at school however a treatment form must be completed for these to be in school.



Bildeston



Primary School Transition

Lunch

Children in Reception, Year 1 and Year 2 receive a free hot lunch under the government scheme. This is called the Universal Infant Free School Meal scheme and is until all children start Year 3.

We offer two hot options, one vegetarian, as well as jacket potato served with a choice of fillings. We also offer school packed lunches.

We are a nut free school.





Bildeston



Primary School Transition

Snack

We have a mid morning snack. This is free and provided through the government fruit and vegetable scheme.

Milk will be available and is served in the dining area. The classroom is a milk and milk product free area.

We are a nut free school.





Bildeston



Primary School Transition

Pupil Premium

When a student is on our Free School Meals register, the school receives extra funding for that student which is spent on their education. This extra money is called the Pupil Premium and its purpose is to ensure that children from low income families are not at a disadvantage during their education as a result of home financial circumstances.

Here at Bildeston Primary we have introduced the '**100 Club**' for children in receipt of Pupil Premium. Each child is allocated £100 per academic year equating to £33.50 per term to use on items such as:

- *School Uniform*
- *School and Residential Trips*
- *After School Clubs/Breakfast Club*
- *Milk*



Bildeston



Primary School Transition

Transition Arrangements

- **Friday 28th June 9.15am – 12.00pm** (parents are invited to join their child for a complimentary school lunch)
- **Wednesday 3rd July 9.15am – 11.15am**
- **Monday 15th July 2.30pm – 3.20pm**

In September

- To help our new pupils settle into school happily in September we have arranged the following:
- Wednesday 4th September 9.30am – 12 noon
- Thursday 5th September 9.30am – 12.45pm (with lunch)
- Friday 6th September 9.30am- 12.45pm (with lunch)

Please collect your child from reception at 12 noon on Wednesday 4th September. You will be free to take your child home after they have eaten lunch at 12.45pm on Thursday 5th & Friday 6th September, before the start of afternoon school. If this causes you any difficulties, please let us know.

From Monday 9th September all new pupils will be expected to start school full time from 8.50am to 3.20pm, unless we have made individual arrangements with you.



Bildeston



Primary School Transition

Attendance

95% and above is good attendance.

If your child is unwell ,please notify the office by class dojo or email. If no notification is received by 9.30am we will contact you.

office@bildeston.suffolk.sch.uk

01449 740269





Bildeston



Primary School Transition

Communication

- ***Letters/Communication Home (Dojo/Microsoft Forms/Zoom)***
- ***Book Bags and Water Bottles***
- ***Uniform (Order EARLY!!) – Sizing?***
<https://www.schooltrends.co.uk/uniform/BildestonPrimarySchoolIP77EU>
- ***Paperwork/Bags for Collection ready for starting school***

Payments

Most of our parents payments are made online using links that are sent with details of what is owed and what for.



Bildeston

Primary School Transition

Clubs

Breakfast Club

Daily 8am – 8.40am, £5 Registration Fee £4.00 per session including breakfast

After School Clubs

Clubs vary from term to term which can include

- ***Sport***
- ***Drama***
- ***Gardening***

Wrap Around Care

Daily from 3.20pm – 5.00pm

Time	Daily Cost (includes snack and drink)
3.20pm – 5.00pm	£6
3.20pm – 4.20pm	£4.00
4.20pm – 5.00pm	£3.50 (useful for parents whose child goes to one of our After-School Clubs and then onto wrap around care until 5pm)
Our wrap around provision can be subsidised for those on free school meals A one-off payment of £5 applies to register your child	



Bildeston



Primary School Transition

Parents, Teachers & Friends Association

Bildeston Primary School has an active PTFA that has been an integral part of the school for many years and all parents are automatically members of the Association when their children join our school. It is primarily a fundraising group and the committee comprises of mainly parents and some teachers and there is always an opening for anyone outside the school who wants to get involved.

In the past the PTFA have organised

- Christmas and Summer Inflatable Fun
- Easter Egg Hunts
- Quiz and Bingo Nights
- Donut Sales
- Money raised contributes to various school trips and/or resources/books, Sports Day ice lollies and Christmas crackers.



Bildeston



Primary School Transition

Communications

Newsletter

<http://www.bildeston.suffolk.sch.uk/stream/newsletters/full/1/-//>

Calendar

<https://www.bildestonprimaryschool.co.uk/diary/grid/2022/06/>

Regular Reminders of the Week (Class Dojo)

Office@bildeston.suffolk.sch.uk

01449 740269

Twitter

[@BildestonSchool](https://twitter.com/BildestonSchool)

Facebook

[@BildestonSchool](https://www.facebook.com/BildestonSchool)



Bildeston



Primary School Transition

Website

BILDESTON PRIMARY SCHOOL

Log in

This will be a scrolling banner that you will edit...

about 328 days ago
@BildestonPrimary said A twitter feed will be added to this website very soon. In the mean time, why don't you take a look around the website? We hope you enjoy!
[Read All Tweets](#)

About Us
Key Information
News and Events
Children
Parents
Classes

Attendance Awards
1st - Eagle
2nd - Shark
3rd - Bee

Calendar Dates
Parents Evening from 5pm...
17th April 2016
School Easter Egg Hunt...
19th March 2016
April Newsletter...
4th April 2016
[Read More](#)

Learning and Growing Together

Bildeston Primary School
Newberry Road, Bildeston, Ipswich, IP7 7ES
Telephone: 01449 740269

CLICK CEOP
Internet Safety

Select Language

Google Custom Search

OFSTED GRADED GOOD
LOTTERY FUNDED

Sitemap Cookie Information Website Policy

All Website content © Bildeston Primary School
Web Site Design by PrimarySite



Bildeston Primary School Transition



- Class Dojo



The image shows the ClassDojo website interface. At the top, there is a navigation bar with the ClassDojo logo, links for 'Learn more', 'Schools', 'Resources', 'Log in', and a 'Sign up' button. Below this is a blue banner with the text 'Be remote ready with ClassDojo. [Learn how](#)'. The main content area features the headline 'Bring every family into your classroom' and a sub-headline 'Join 95% of U.S. schools using ClassDojo to engage kids and connect with families! [Free for teachers, forever.](#)'. Below the headline is a 'Sign up as a...' section with four icons: Teacher (heart), Parent (house), Student (book), and School Leader (trophy). To the right of the text is a circular image of a hand holding a smartphone displaying the ClassDojo app interface, with a play button overlay.



Phonics – Little Wandle Letters and Sounds Revised

For parents

The resources on this page will help you support your child with saying their sounds and writing their letters. There are also some useful videos so you can see how they are taught at school and feel confident about supporting their reading at home. Find our full Reception and Year 1 teaching programme overview [here](#) to see what your child will learn and when.

Parents and carers! If you have bought the Little Wandle at Home Phonics Flashcards don't forget to check out four fun games to play with your children on the [Collins website](#).

Collins ebook log in Some Little Wandle member schools subscribe to Collins ebooks and provide log-in links to parents and carers. If your school is a subscriber [you can log in here](#). If you're not sure if your school subscribes, or need a reminder of log in details, please contact your child's school.

[Support for phonics](#)

[How we teach](#)

[Books coming home](#)

[Nursery rhymes - videos](#)

[Nursery rhymes - downloads](#)

Videos



Phase 2 sounds taught in Reception Autumn 1



Phase 2 sounds taught in Reception Autumn 2



Phase 3 sounds taught in Reception Spring 1



How to say Phase 5 sounds